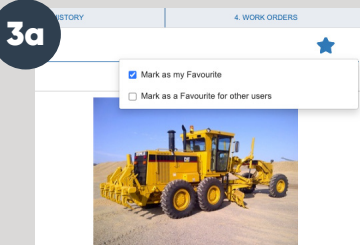
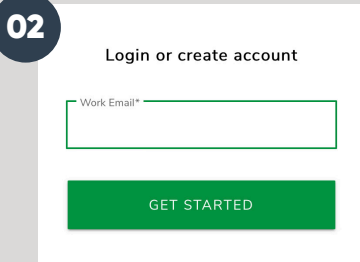
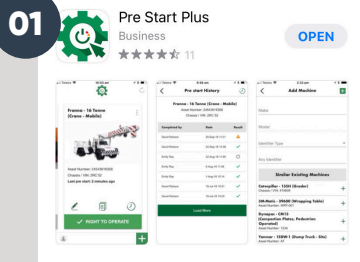


WHAT IS PRE START PLUS?

Pre Start Plus (PSP) is a free app that helps you complete digital pre start checks that are specific to your machinery and equipment. It does away with paper booklets, and gives you immediate results so you know if your machine is safe to operate straight away.

GETTING STARTED



01 Download Pre Start Plus

The app is available on the iOS Store for Apple device users, or the Google Play store if you are using an Android device. Just search for 'Pre Start Plus' or visit www.assessor.com.au/features/machinery-pre-starts

02 Sign into the app

You will be able to login if you are already an Ideagen Plant Assessor member, using the same login details. All of your selected Favourite Machines will be loaded in, ready to go.

Don't have a Plant Assessor account?

Simply download the PSP app, and register by following the easy step-by-step instructions. You can then use the same login details to access your free Ideagen Plant Assessor account.

03 Add machines




You can add machines to Pre Start Plus in a couple of ways.


- a) If you already have an Ideagen Plant Assessor account – add your machines to your Favourites by selecting the 3 ellipses on the far right of your machine, go to 'Edit Machine' and then click on the blue star at the top right of the screen.
- b) You can add a new machine in Pre Start Plus, by tapping the green plus button at the bottom right hand corner of the screen.

TIP: To avoid adding duplicate machines, select from the list of your existing machines in your Ideagen Plant Assessor account.

04

Asset No: *****
 Fleet No: *****
 Last pre start: * days


 PRE START

4b

E-OP - OTHER

Is this item of plant free from any other safety fault which requires attention, if No then document issue in comments section.

N/A



COMPLETE

05

MACHINE RIGHT TO OPERATE

CLOSE


SHARE PRE START

04 Completing Pre Start Checks


Tap **'Pre Start'** next to a machine to begin the pre start process. The survey will be specific to the machine selected.

- a) You can add a photo, or leave a comment by tapping on the question.
- b) Once all questions have been answered, tap **'Complete'**.


Once the survey has been completed, you will be presented with one of three outcomes:



Your machine is safe to operate



Your machine is ok to operate, but has non-critical issues that require attention



Do not operate! Your machine has critical issues that require immediate attention

05 Share your Pre Start checks

Once completed, tap **'Share Pre Start'** to share your results by text, email or messenger straight away.

To share a previously completed pre start check, select and open **'Pre Start'**, find the machine and tap on the **'Pre Start History'** clock icon, tap the three vertical dots at the top right of the screen, then tap **'Share'**.

06 Edit, view documents or see machine history

From the machine screen, select on of the follow options:



Edit the details of this machine



View machine documents attached to this machine



View the pre start history of this machine

ADDITIONAL FEATURES

FAQs

Are there any costs for Pre Start Plus?

No, Pre Start Plus is a free app.

Can I complete pre-starts offline?

Yes. If you're going to be working on a site with limited or no internet access, simply login to the app before you head out. You'll be able to complete pre starts even when offline.

Where can I get help?

If you need a hand, give us a call on **1300 728 852**, or visit the Help Centre at www.assessor.com.au/help

